

Pillager Public School District

Community Survey Results

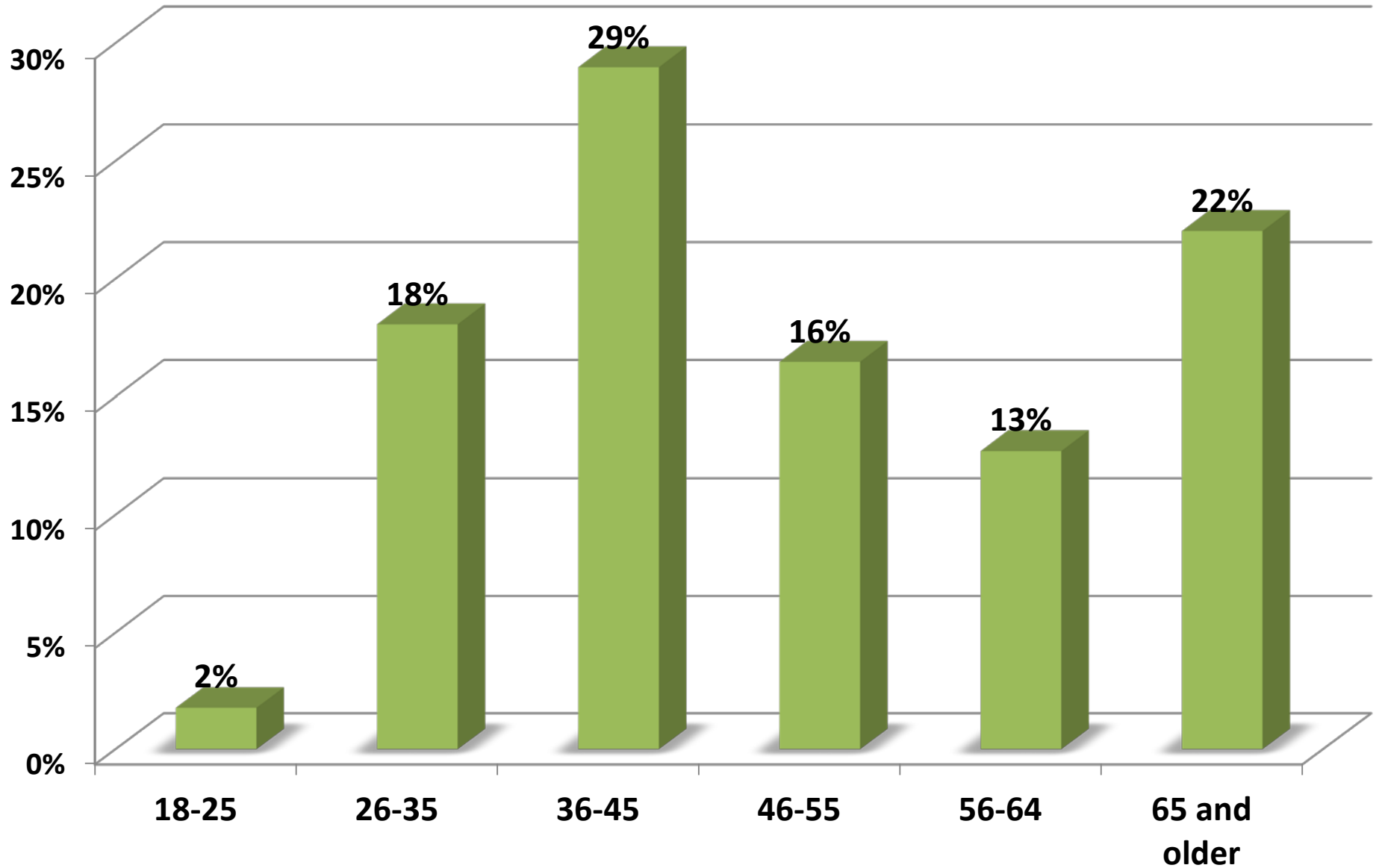
Fall 2018

Survey Summary

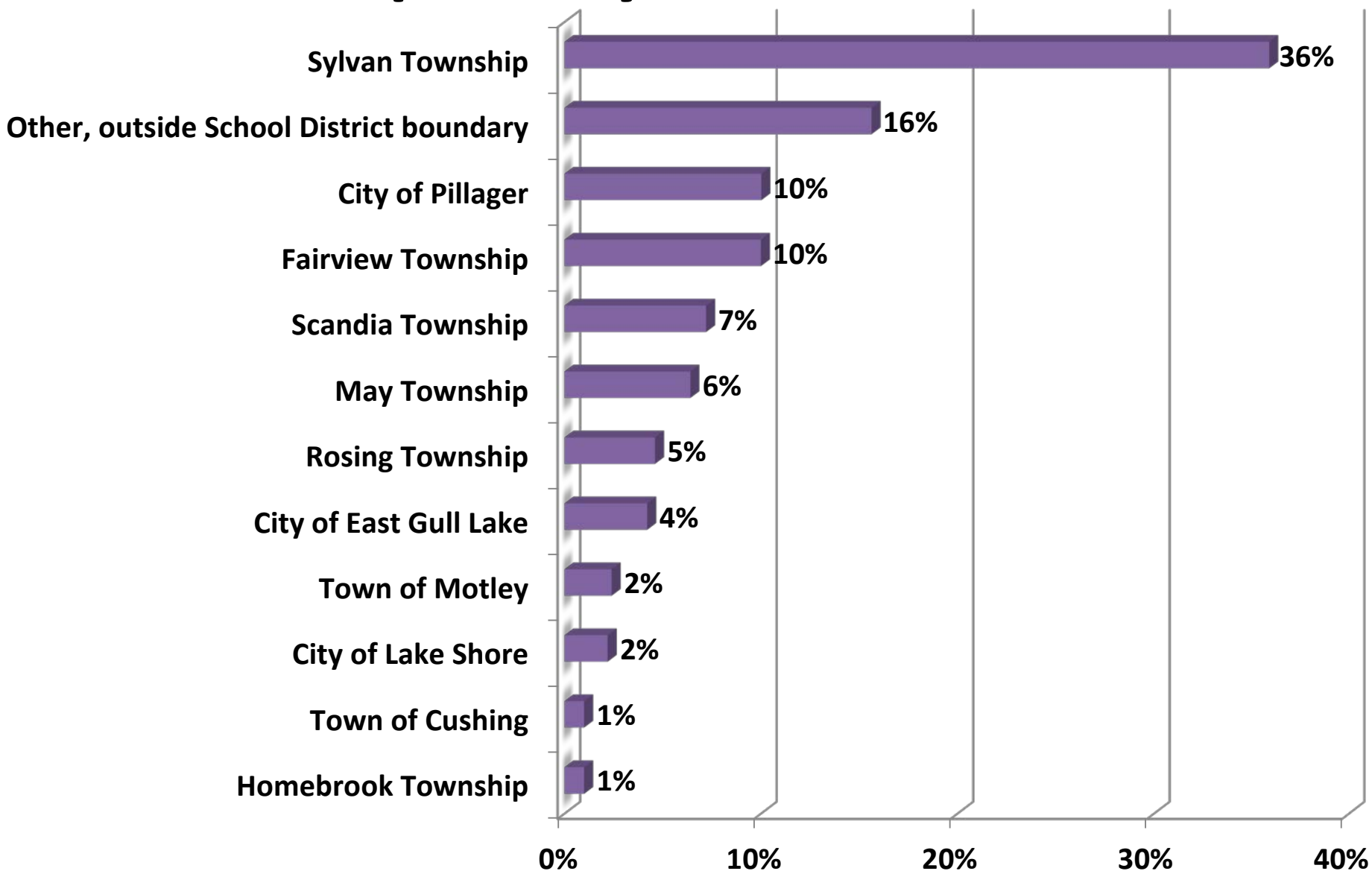
- The survey was conducted in late September – early October of 2018.
- Residents within the District were mailed a paper survey. Each survey included a unique survey access code for those who preferred to take the survey online.
- Total responses = 522 (204 paper)
- Margin of error = 4.4%

Respondent Information

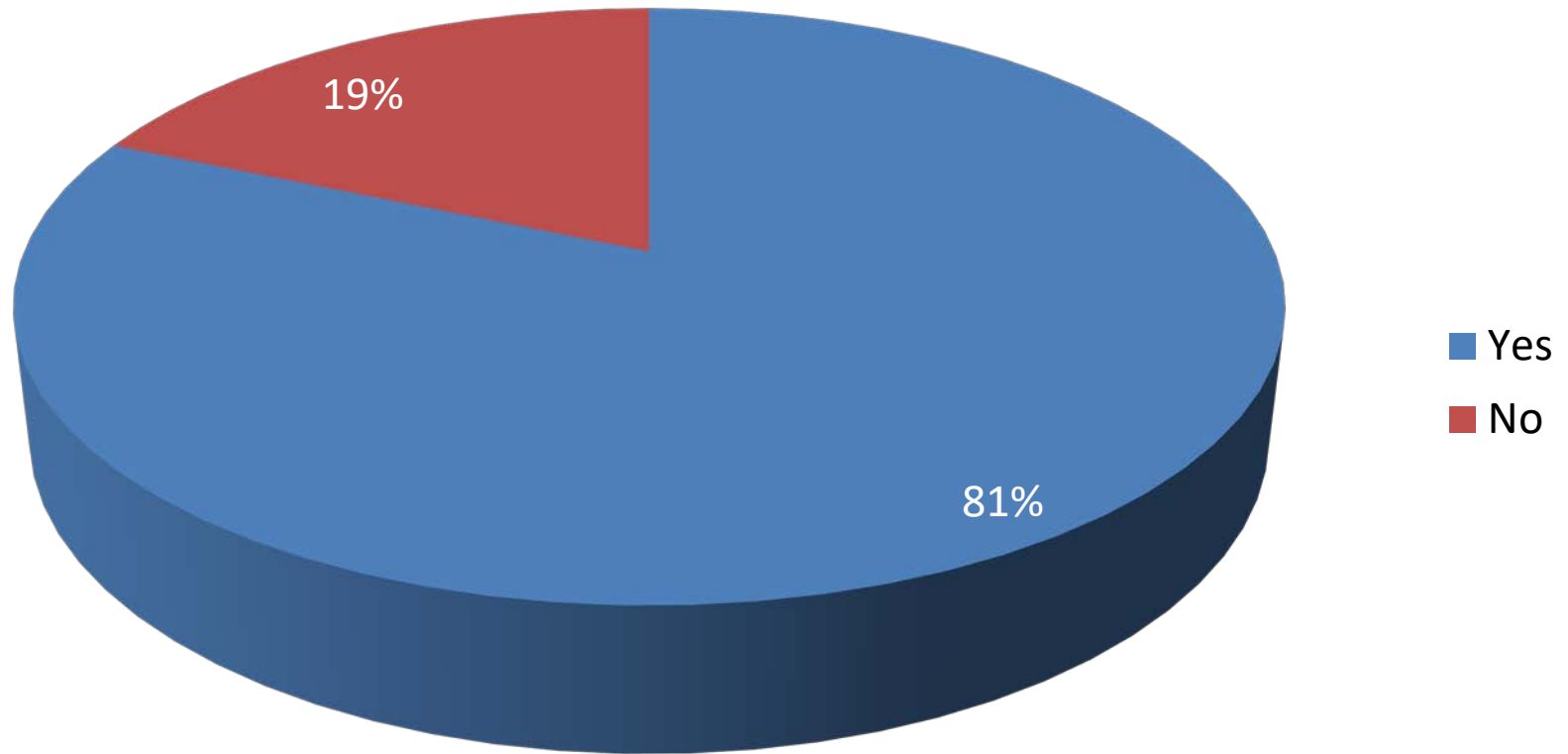
What is your age?



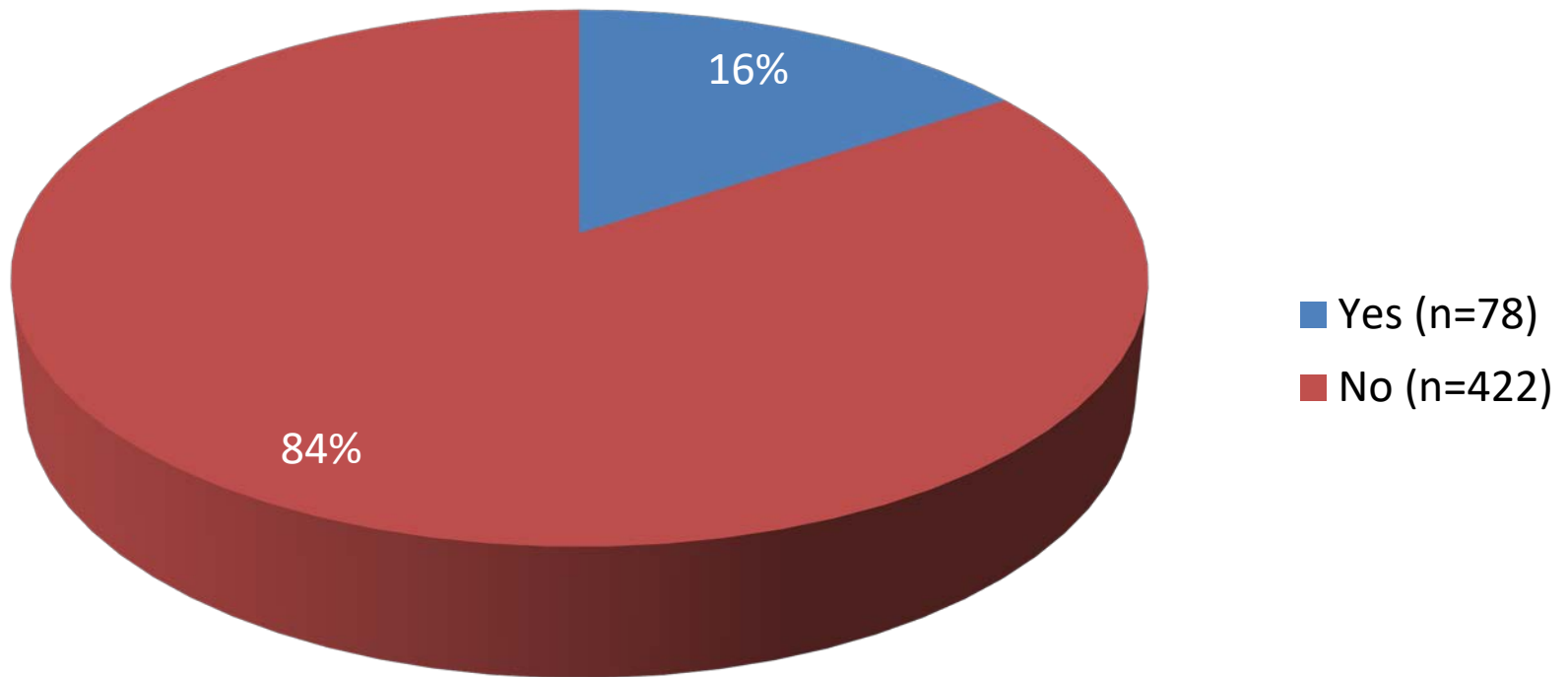
In which municipality/township is your primary residence?



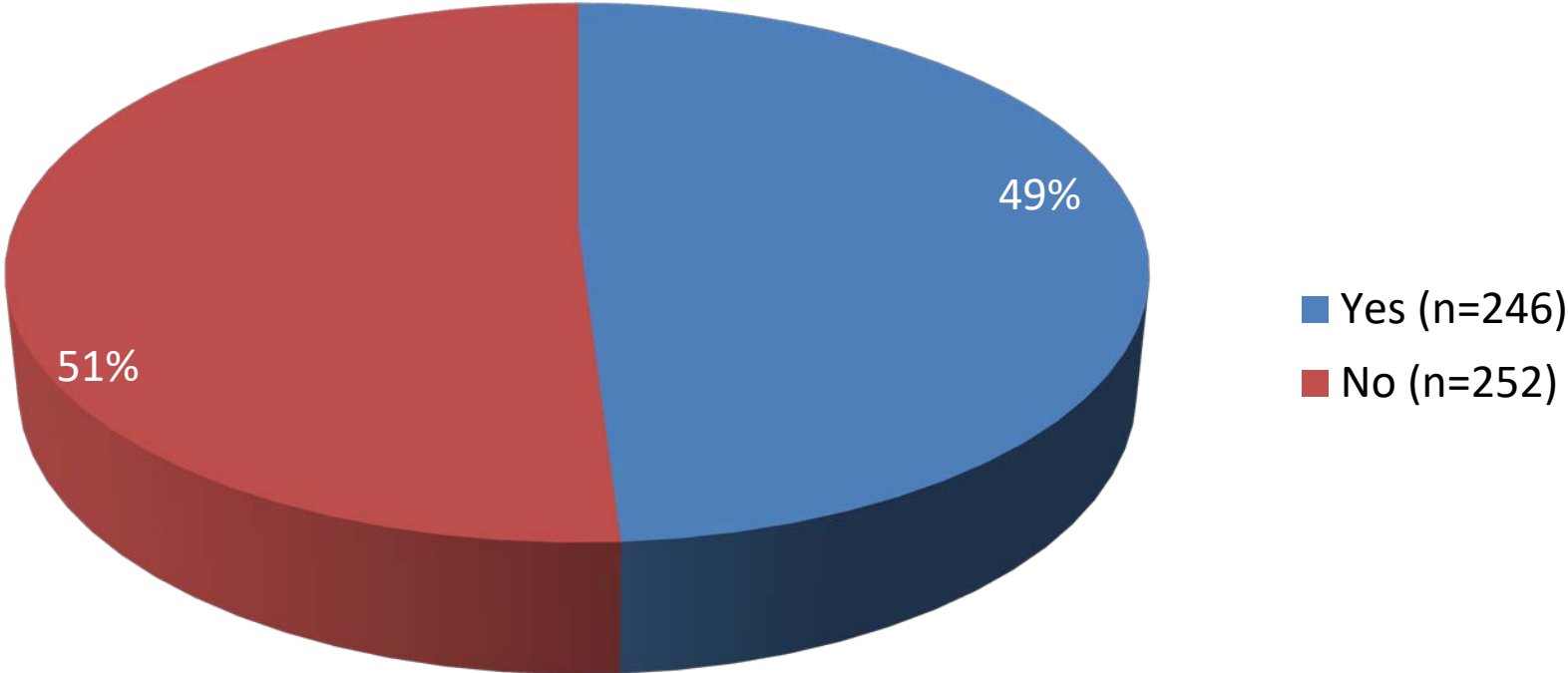
Is this your primary residence in Pillager School District #116?



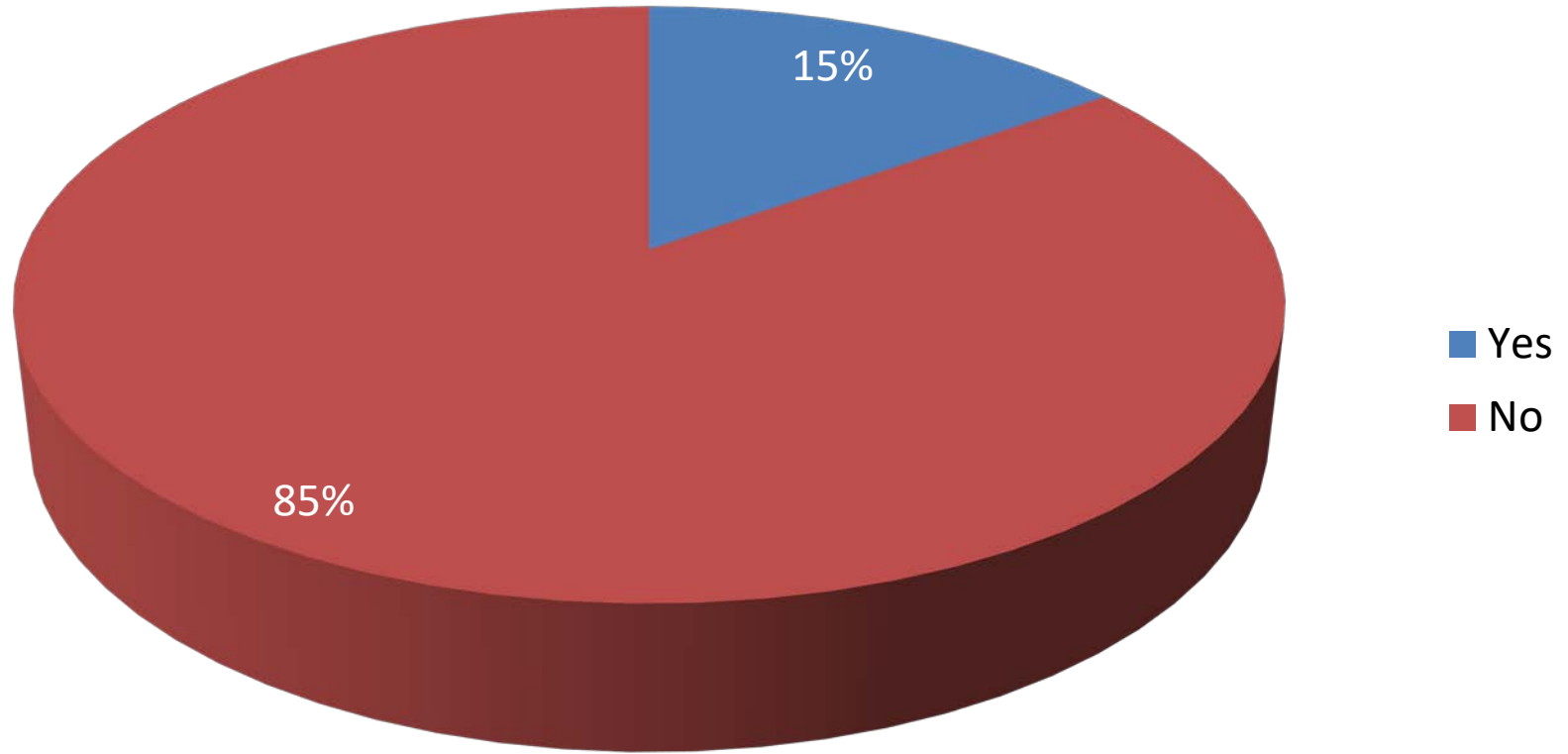
Are you an employee of Pillager School District #116?



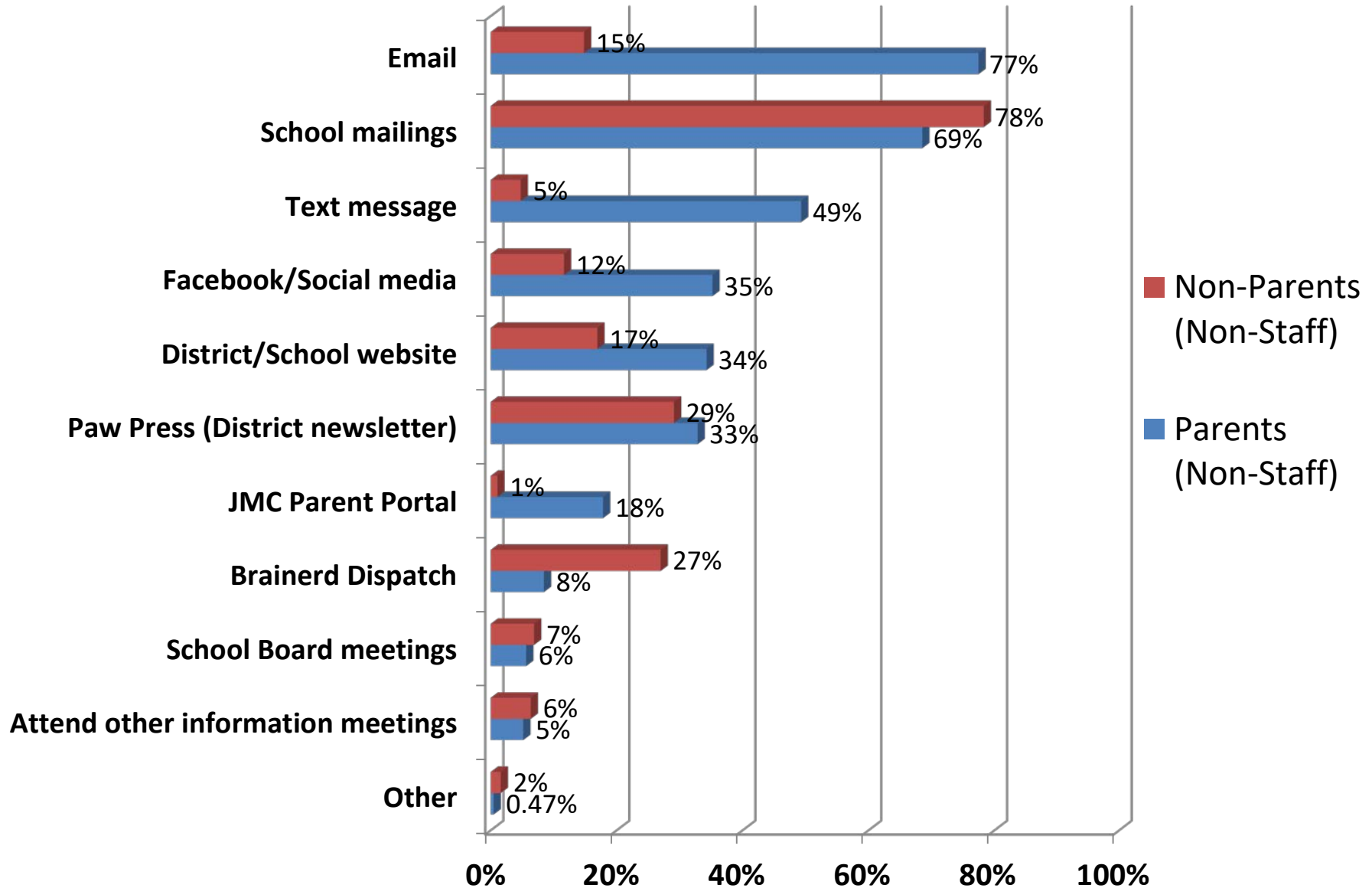
Do you have children attending our schools?



Do you open-enroll your children to Pillager School District #116? (e.g., you pay taxes to another School District)



How would you like to receive information regarding Pillager School District #116?



Strategic Planning Satisfaction

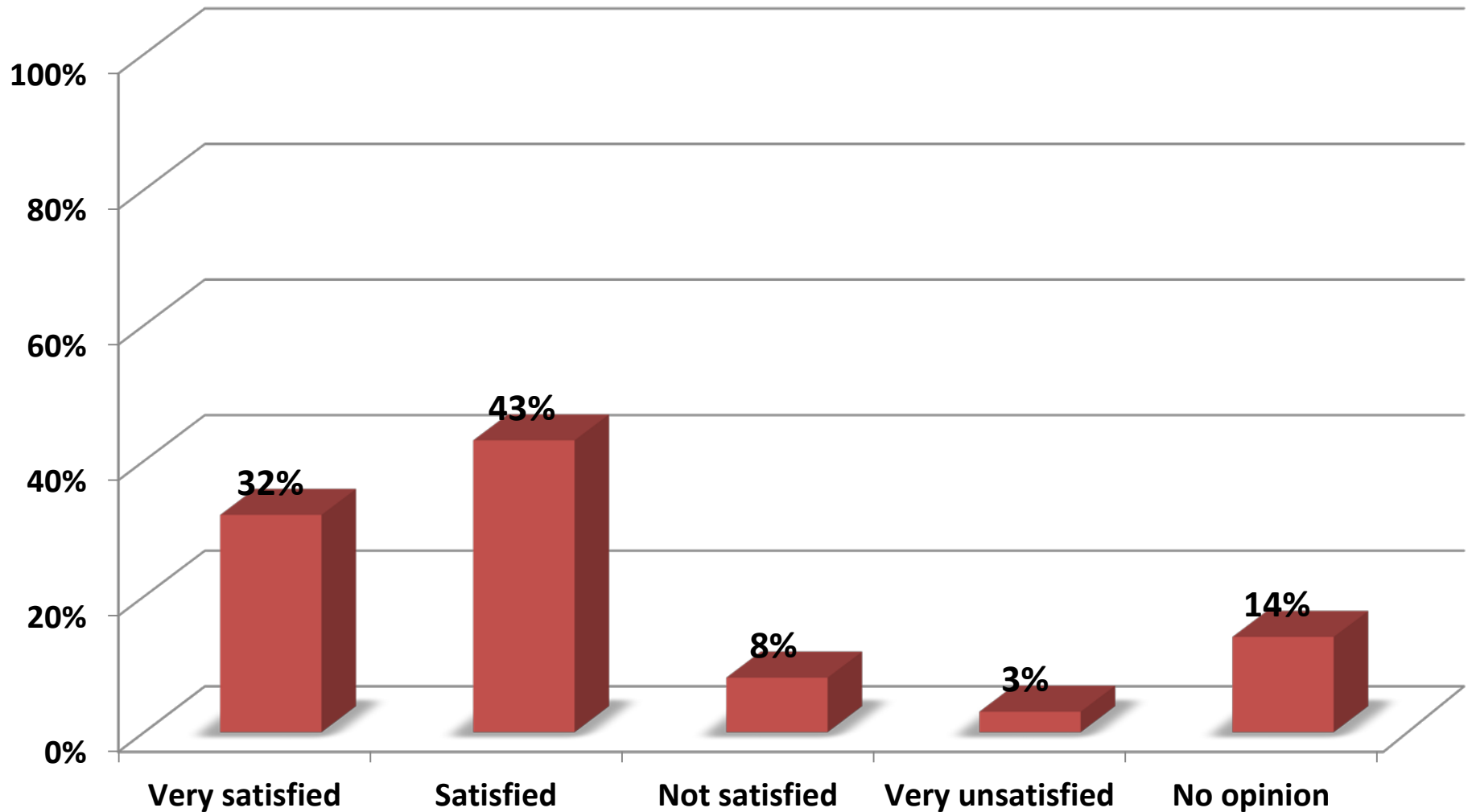
How well are we doing in the following areas?

Great (4), Good (3), Fair (2), Poor (1)

Item	Staff	Parents (Non-Staff)	Non-Parents (Non-Staff)
Providing a safe, caring and welcoming learning environment	3.62	3.30	3.08
Hiring and retaining high-quality faculty and staff	3.04	3.04	2.97
Using technology to improve student learning	2.96	3.14	2.91
Providing a positive, high-quality educational experience for all students	3.25	3.13	2.89
Improving fine arts and extra-curricular opportunities	2.70	2.70	2.73
Keeping the public informed	3.14	2.95	2.65
Offering high-quality community education programs	2.99	2.68	2.54
Preparing students for life after high school	2.91	2.59	2.53
Offering high-quality vocational programs to prepare students for jobs in our area	2.52	2.39	2.38

Overall, how satisfied are you with Pillager School District #116?

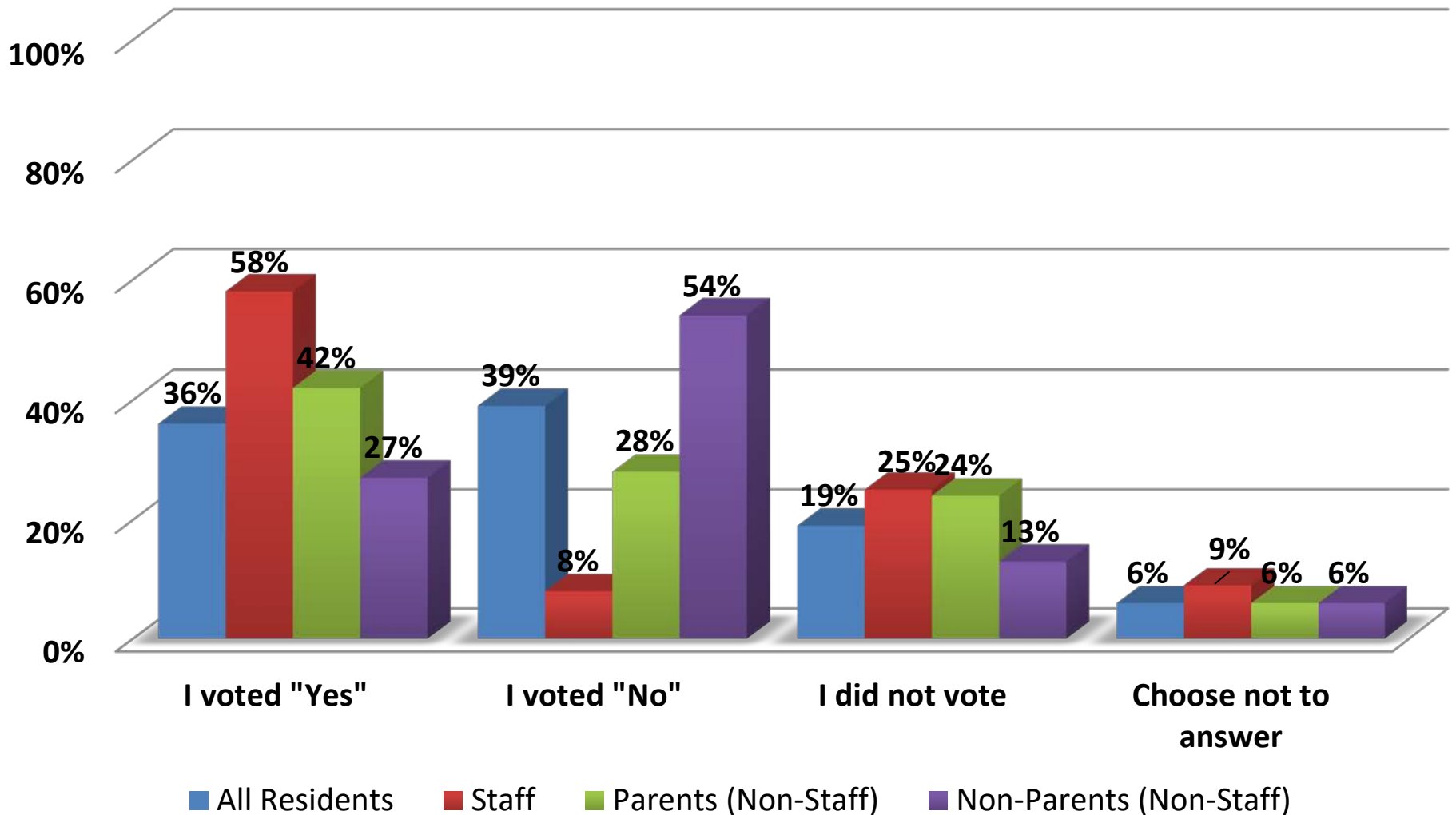
(All Respondents)



Facility Planning

How did you vote on the District's \$13.2 million facility bond referendum?

(Pillager Public School District Residents Only)



If you voted “No,” why?

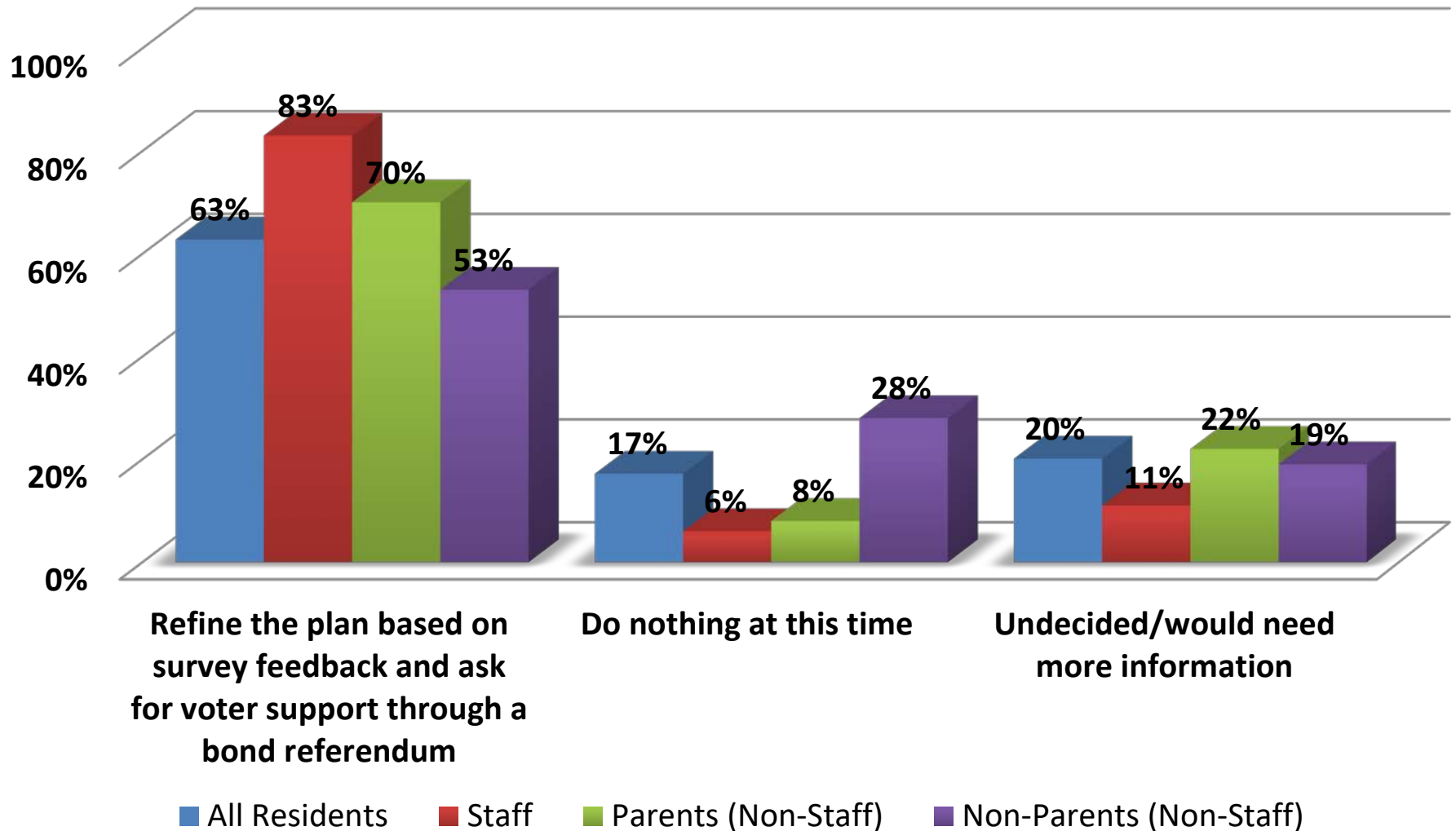
(Pillager Public School District Residents Only)

Item	All Residents	Staff Residents	Parent Residents (Non-Staff)	Non-Parent Residents (Non-Staff)
Too expensive/felt the tax impact was too large	76%	67%	59%	86%
Did not support the community multipurpose auditorium for performing arts	72%	67%	75%	70%
Did not support the early childhood classroom addition	26%	0%	25%	29%
Did not support the maintenance and remodel	22%	0%	23%	23%
Did not support the elementary classroom additions	17%	0%	21%	16%
Lacked information regarding what was being proposed	13%	33%	11%	12%
Other	15%	0%	32%	6%

Next Steps

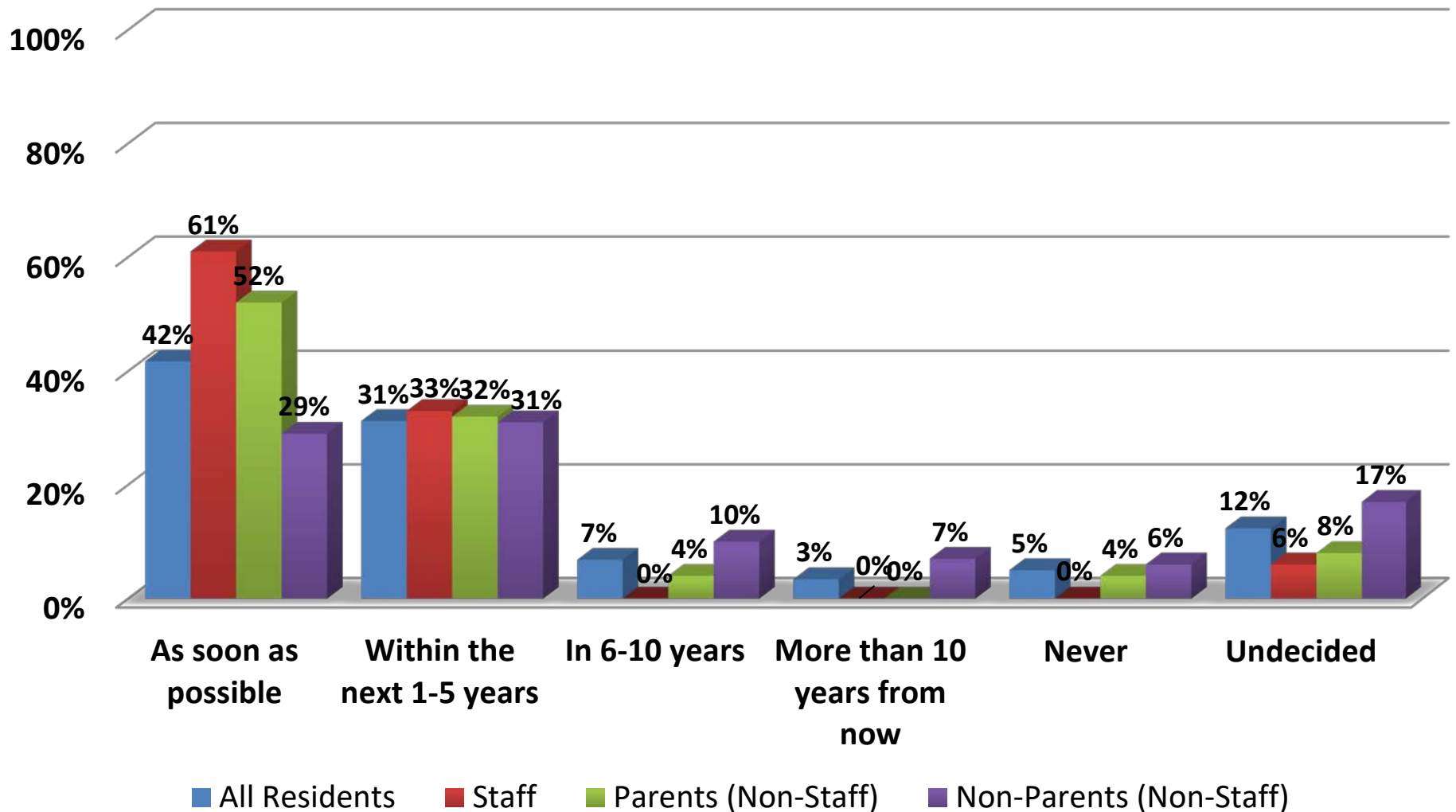
What advice would you give the School Board?

(Pillager Public School District Residents Only)



When do you feel the District should plan to address the schools' facility needs?

(Pillager Public School District Residents Only)



Facility Priorities

Early Childhood Family Education (ECFE) & Elementary School Addition

In the past 6 years, District enrollment has increased by over 300 students; some attend school in Pillager through open enrollment. Please keep in mind, the District also loses nearly 200 students to neighboring districts through open enrollment. While the open enrollment program has increased the District's capacity challenges, the additional funding generated by these students has allowed the District to offer and expand programs and services for resident students. These opportunities would not have been available unless funded through a voter-approved excess operating levy, which currently is not in place.

Despite the benefits, beginning in the 2018-2019 school year, a new School Board policy will cap the number of new open enrollment students who can attend Pillager. The policy is an effort to ensure facility expansion plans are a response to resident enrollment growth.

The elementary school, serving pre-kindergarden through 4th grade, is operating over capacity by more than 140 students, requiring the school to use spaces for functions other than their intended purposes, including using hallways and storage spaces for instruction.

This project could add:

- 2 early childhood classrooms and support areas
- 1 kindergarten classroom
- 4.5 general education classrooms
- A dedicated elementary music room
- 2 special education classrooms
- A dedicated classroom for technology instruction

	Enrollment	Capacity
ECFE/Elementary	483	342

By adding classrooms at the elementary level, spaces at the middle school would become available to address future capacity issues.

Estimated cost: Up to \$6.2 million

Building Systems and Maintenance

This project could replace exit doors, windows and roof sections as well as repair the building's exterior (brick and mortar in the 1992 addition).

Please Note: After the failed referendum, the School Board levied additional taxes to address these maintenance needs. However, if District voters support financing this project through a bond referendum, the School Board will reduce this levy as these expenses would be paid for through the bond referendum.

Estimated cost: Up to \$2 million

Vocational Programming

This project could expand and update the classrooms and labs used for Welding & Metals, Construction, Cabinet Making, Power & Transportation, Computer Aided Design (CAD), Small Engine Repair, ProStart Culinary and Hospitality Management to incorporate more modern technology and equipment as well as improve hands-on learning opportunities.

Estimated cost: Up to \$1.5 million

Performing Arts Space

The District does not have a dedicated space for plays, musicals, recitals, concerts, large group activities or community presentations. Currently, many events are held in the elementary school cafeteria, which lacks adequate sound, seating and lighting systems. This practice requires staff to set up and take down tables and chairs daily.

Three options have been developed for community feedback:

Option 1: Build a 500-seat auditorium with dressing rooms, scene shop and storage
(Est. cost: \$5.9 million)

Option 2: Build a 350-seat auditorium with dressing rooms, scene shop and storage
(Est. cost: \$5.0 million)

Option 3: Reconfigure the Middle School gym into a multifunctional space by adding a portable stage, lighting, chair-back bleachers, curtains, improved acoustics and an updated sound system
(Est. cost: \$1.5 million)

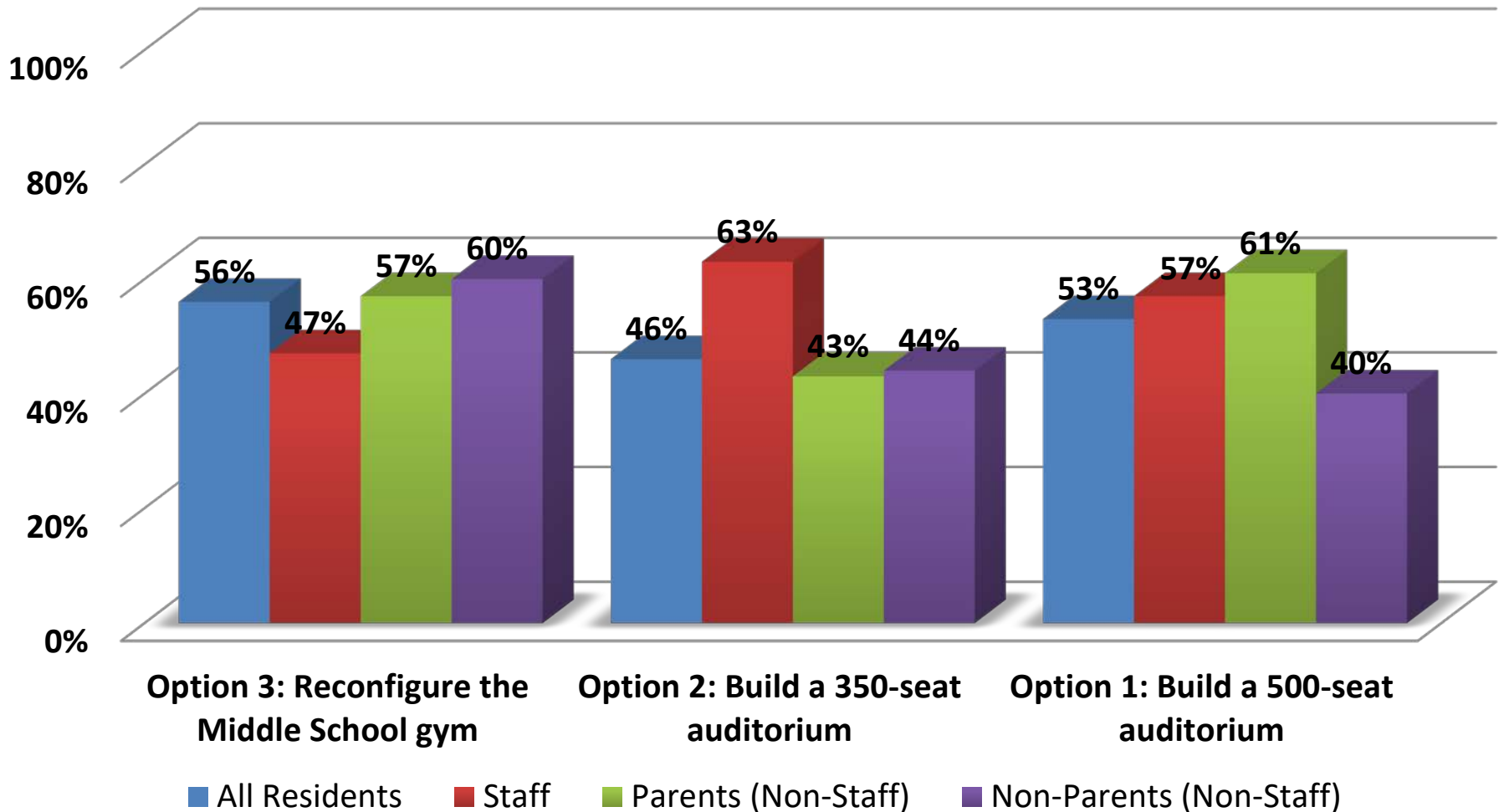
Would you support a referendum that provides funding to...

Yes (10), No (1)

Item	All Residents	Staff Residents	Parent Residents (Non-Staff)	Non-Parent Residents (Non-Staff)
address building maintenance? Estimated cost: Up to \$2 million	8.24	9.47	9.15	7.14
update the vocational programming classrooms and labs? Estimated cost: Up to \$1.5 million	8.01	10.00	8.80	6.90
add early childhood family education/elementary school space? Estimated cost: Up to \$6.2 million	7.07	9.71	7.86	5.94
add space for the performing arts? Estimated cost for Option 1: \$5.9 million; Option 2: \$5.0 million; Option 3: \$1.5 million	6.36	9.71	7.24	5.01

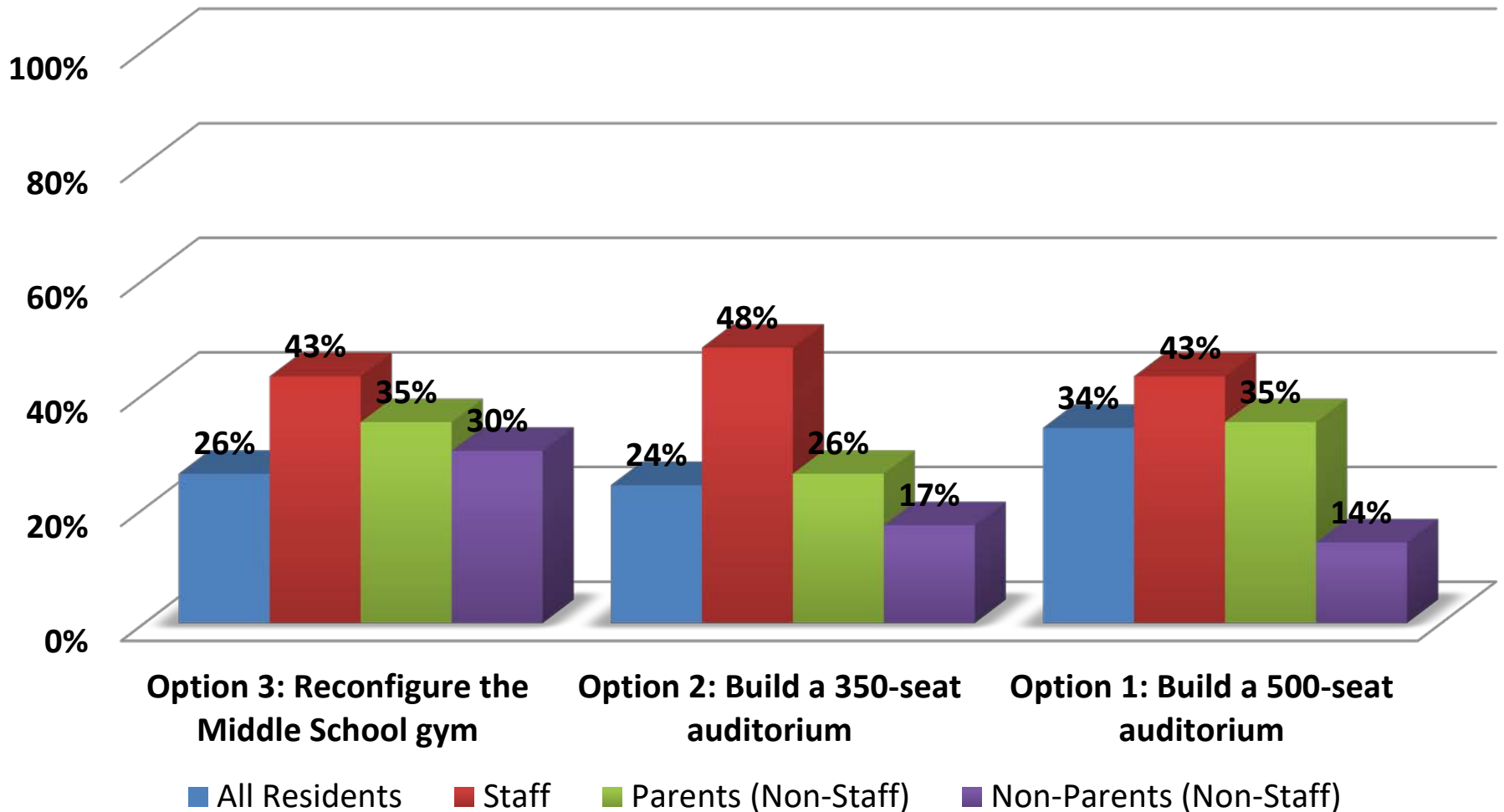
If you **WOULD** support a referendum that provides space for the performing arts, please select ALL of the options that you would support.

(Residents Who Support an Auditorium)



If you **WOULD** support a referendum that provides space for the performing arts, please select ALL of the options that you would support.

(All Residents)



Funding Support

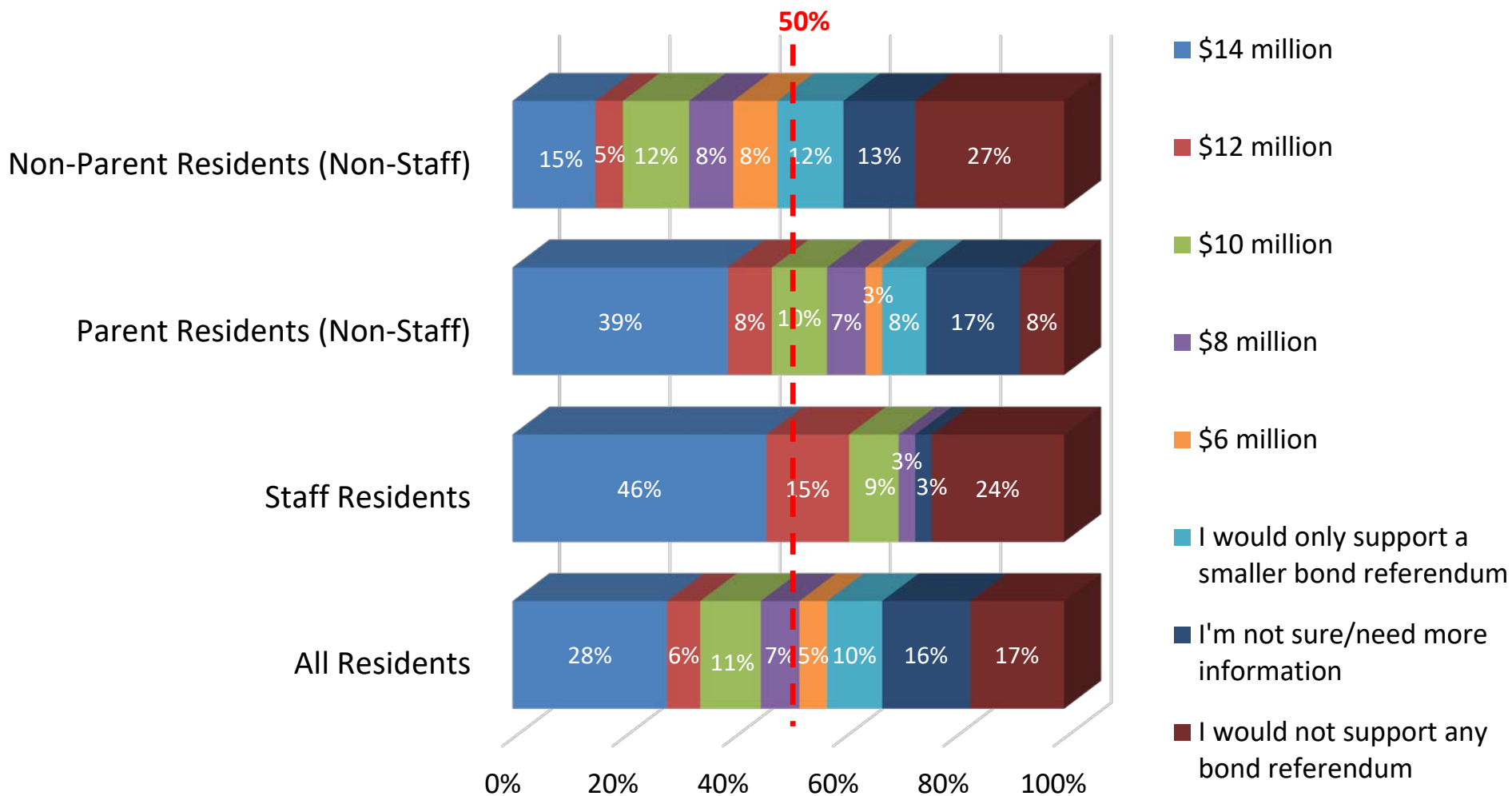
PROPERTY TAX IMPACT						
Type of Property	Estimated Market Value	Bond Referendum Estimated Impact Per Year				
		\$6 million	\$8 million	\$10 million	\$12 million	\$14 million
Residential Homestead	\$100,000	\$20	\$26	\$32	\$40	\$50
	\$150,000	\$34	\$45	\$56	\$70	\$87
	\$175,000	\$42	\$55	\$68	\$85	\$106
	\$200,000	\$49	\$64	\$80	\$100	\$125
	\$250,000	\$64	\$84	\$104	\$130	\$163
Commercial/Industrial	\$100,000	\$41	\$53	\$66	\$83	\$104
	\$250,000	\$116	\$151	\$187	\$235	\$294
Ag Homestead*# (average value per acre of land and buildings)	\$5,000	\$0.41	\$0.53	\$0.66	\$0.83	\$1.04
	\$6,000	\$0.49	\$0.64	\$0.79	\$0.99	\$1.25
	\$7,000	\$0.57	\$0.75	\$0.92	\$1.16	\$1.45
	\$8,000	\$0.65	\$0.85	\$1.06	\$1.32	\$1.66
Ag Non-Homestead* (average value per acre of land and buildings)	\$5,000	\$0.82	\$1.07	\$1.32	\$1.66	\$2.08
	\$6,000	\$0.98	\$1.28	\$1.58	\$1.99	\$2.49
	\$7,000	\$1.14	\$1.50	\$1.85	\$2.32	\$2.91
	\$8,000	\$1.31	\$1.71	\$2.11	\$2.65	\$3.32

*Ag2School Property Tax Relief Bill: The Estimated Market Value tax impact listed above *includes* the 40% reduction due to the School Building Bond Agricultural Credit.

#Homestead examples exclude the house, garage, and one acre, which has the same tax impact as a residential homestead.

How much of a tax impact would you support through a bond referendum, assuming the projects included were acceptable to you?

(Pillager Public School District Residents Only)



Thank you!